

D900+ Curve LED recessed

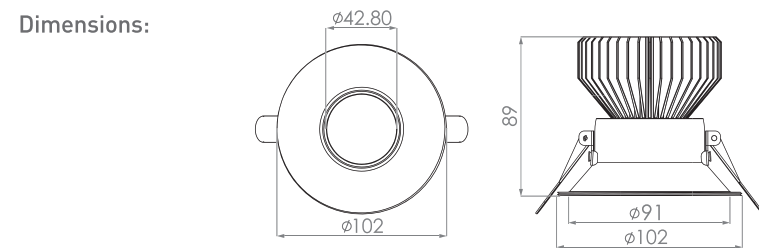
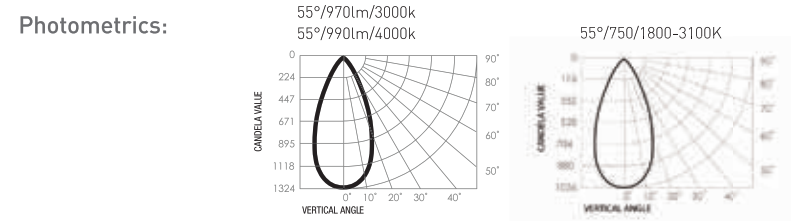


Electrical:	Circuit Wattage: 13.3W	Delivered Light Efficacy: 73-74lm/W	Dimming: Phase Dimming (Standard) DALI (special order)	Longevity: L70 B10 = 70,000 Hrs L50 = 110,000 Hrs
--------------------	----------------------------------	---	---	--

Optical:	Delivered Lumens: 970-990lm	Colour Temperature: 3000K (3K) 4000K (4K) 1800K-3100K (Night Shift) 2700K (2.7K) (special order) 5000K (5K) (special order)	Beam Angle: 55° 20° (special order) 35° (special order)	Tru-Colour: Yes
-----------------	---------------------------------------	---	---	---------------------------


Physical:	Hole Cutout: 92mm	Gimbal Angle: Universal (17° Tilt)	Warranty: 7 years of luminaire warranty & 5 years of driver warranty	IP Rating: IP44
------------------	-----------------------------	--	--	---------------------------

Type: Downlight	Body Colour: ○ White (W) ● Black (B)	Fascia Colour: ○ White ● Silver ● Black ● Champagne Gold ● Copper ● Gunmetal	Fascia Style: Heavyweight Flatline Fineline Portal Capsule
---------------------------	---	---	--



Specifying Product:	Product Name	Family	Colour Temp.	Beam Angle	Fascia Colour	Version No.	Eg. Product Code
	D900+	CR	3K 4K 1.8K.3.1K	55°	White Black	2.0	D900+-CR-3K-55-W-2.0

*Fascias and filters specified separately, refer to pg128 and pg130 respectively.



• Providing unparalleled flexibility and styling options, the D900+ can be paired with a range of different fascias and filters – allowing you to tailor the fitting to suit your space. Its unique 360-degree gimbal provides adaptability, and reduces heat loss via its patented ball-and-socket design.